



THE  
FIRST PART

of Ayres, French, Polish, and others  
together, some in *Tabliture*, and some in  
Pricke-Songs. With Pavines, Galliards, and Almains  
for the Viole De Gambo alone, and other Muscull Con-  
ceites for two Base Viols, expressing five partes, with plea-  
sant reportes; one from the other, a: d for two Leero  
Viols, and also for the Leero Viols with two  
Treble Viols, or two with one  
Treble.

Lastly for the Leero Viols to play a-  
lone, and some Songes to bee sung  
to the Viols, with the Lute, or better  
with the Viols alone.

Also an Invention for two to play vp-  
on one Viols.

Composed by TOBIAS HUME Gentleman.




LONDON  
Printed by *Iohn Windet*, dwelling at  
the Signe of the Crosse Keyes at Powles  
Wharfe. 1605.

# A Table containing all the Songes in this Booke.

The Souldiers Song.	1		The third part.	57
The Earle of Pembrookes Galliard.	2		My Mistresse Maske.	58
Tobacco.	3		A Caneleirorethumor.	59
A Souldiers March.	4		The second part.	60
The Spirit of Gambou.	4		A French ayre.	61
My Mistresse Familiar.	5		T sa ala mod du' france.	62
The Duke of Holstones Almaine.	6		A French ligge.	63
My hope is decayed.	7		A toy.	64
A due sweete Loue.	8		Ha couragie.	65
Be merry a day will come.	9		A Souldiers Maske.	66
Harke, harke.	10		The new Knights humor.	67
A Souldiers Resolution.	11		The Lord Beccus Almaine.	68
Death.	12		Captaine Humes Almaine.	69
Life.	13		Galliards.	70-71-72-73-74
Good againe.	14		My Mistresse Almayne.	75
A Pollish ayre.	15		I oues Almaine.	76
A Pollish Vilanel.	16		A Galliard.	77
A Pollish ayre.	17		A Meditation.	78
A Pollish ayre.	18		A Free mans Song.	79
A Pollish ayre.	19		I am glad she is come.	80
A Pollish Vilanel.	20		The second part.	81
Tom and Mistresse Fine.	21		Giue you good morrowe Madam.	82
Tinckeldum twinckeldum.	22		An Almayne.	83
Peters pleasure.	23		The spirit of the Almaine.	84
The second part.	24		A Pollish ligge.	85
A Question.	25		Mistresse Titles ligge.	86
An answer.	26		A ligge.	87
The new Cut.	27		A ligge.	88
New I come.	28		A ligge.	89
Sir Humphrey.	29		A ligge.	90
A merry conceit.	30		A wanton humor.	91
My Mistresse hath a prettie thing.	31		The second part.	92
She loues it well.	32		My Mistresse humor when she hath.	93
Hit it in the middle.	33		The second part.	94
Tickell, tickell.	34		Beccus an Hungarian Lord his delight.	95
Rofamond.	35		The second part.	96
I am falling.	36		My Mistresse little thing.	97
Tickle me quickly.	37		Tittellin.	98
Touch me lightly.	38		The Duke of Holstones delight.	99
Duke John of Polland his Galliard.	39		Touch me sweetely.	100
A Carelesse humor.	40		The second part.	101
An English Frenchman.	41		Loues passion.	102
A Pauin.	42		Loues pastime.	103
A humorous pauin.	43		A snatch and away.	104
A Pauin.	44		This sporte is ended.	105
A Pauin.	44		I am melancholy.	106
Captaine Humes Pauin.	45		The Spirit of Musicke.	107
Loues farewell.	46		Deepe thoughtes reuiued.	108
A Souldiers Galliard.	47		A ligge for Ladtes.	109
Loues Galliard.	48		The second part of Rofamond.	110
Captaine Humes Galliard.	49		The Princes Almaine.	111
A Prcludum.	50		Faine would I change that note.	112
A Toy.	51		What greater griefe.	113
Mutter Crasse his Almaine.	52		Alas poore men.	114
A merry meeung.	53		Captaine Humes Lamentations.	115
A toy for a Gallant.	54		The olde humor.	116
The second part.	55			
	56			

FINIS.



**TO THE MOST NOBLE AND WORTHY LORD**

**VVILLIAM Earle of Pembroke, J. Herbert of Cardiffe  
L. Par and Rosse of Kendall, Lord Marmion, and S.  
Quintin, Lord Warden of the Stannaries, and  
Knight of the most Noble Order of  
the Garter;**



MR, Art and the Ioue of Art continually  
are leagude together, It shall be no disho-  
ner therefore for your height to imbrace  
the humblest endeavors of those that seeke  
not you but your vertues. For mine own  
side I haue bene trained vp without the  
verge of Complement, nor can I phrase  
the zeale I beare you in swelling discour-  
ses. My Life hath bene a Souldier, and  
my idlenes addicted to Musicke, of both which I here doe offer  
the seruice to your best worthy selfe. The Acceptance I feare  
not, since I know great heartes are as farre from contempt, as from  
basenes. I rest the seruant of your vertues.

**T O B I A S H V M E :**



## To the vnderstanding Reader.

**D**oe not studie Eloquence, or professe Musicke, although I doe loue Sence, and affect Harmony: My Profession being, as my Education hath beene, Armes, the onely effeminate part of me, hath beene Musicke; which in mee hath beene alwayes Generous, because neuer Mercenarie. To prayse Musicke, were to say, the Sunne is bright. To extoll my selfe, would name my labors vaine glorious. Onely this, my studies are far from seruile imitations, I rubbe no others inuentions, I take no Italian Note to an English dittie, or filch fragments of Songs to stuffe out my volumes. These are mine own Phansies expressed by my proper Genius, which if thou dost dislike, let me see thine; Carpere vel noli nostra, vel ede tua, Now to use a modest shortnes, and a brieve expression of my selfe to all noble spirits, thus, My Title expresseth my Bookes Contents, which (if my Hopes faile me not) shall not deceiue their expectation, in whose approuement the crowne of my labors resteth. And from henceforth, the statefull instrument Gambo Violl, shall with ease yeelde full various and as deuicifull Musicke as the Lute. For here I protest the Trinitie of Musicke, parts, Passion and Diuision, to be as gracefully vnited in the Gambo Violl, as in the most receiued Instrument that is, which here with a Souldiers Resolution, I giue vp to the acceptance of al noble dispositions.

The friend of his friend,

TOBIAS HVME.

If you will heare the Viold de Gambo in his true Maiestie, to play parts, and singing thereto, then string him with nine stringes, your three Basses double as the Lute, which is to be plaide on with as much ease as your Violl of sixe stringes.

# Captaine Humes Muscicall Humors.

## The Souldiers Song.



Sing the praise of honor'd wars, the glory of wel gotten skars, the braucry of glittering  
 shields, of lusty hartes & famous fields: For that is Musicke worth the care of Loue, a sight for kings, &  
 All the Soldiers loue: Look, & me thinks I  
 see the grace of chivalry, the colours are displaid, the captaines bright araid: See now the battels rang'd,  
 bullets now thick are chang'd: Harke, harke, shootes and wounds a bound,

*Play three letters with your Fingers.*

The great Ordnance.

# Captaine Humes

the drums all arth found the Captaines crye za za za, za,

Rembe Drumme

Za the Trumpets found tar rarara raratarra rara

Trumpets

tar rarara tar rarara ra. O this is musicke worth the care of loue, a figat for Kinges, and  
for the Soldiers loue.



## He Earle of Pembroke his Galliard.

Finis.  
T.H.

Finis.  
T.H.

Musical Humors.

**T**obacco, Tobacco sing sweetly for Tobacco, Tobacco is like Loue. O Loue it.

for you see I will proude it Loue maketh leane the fatte mens tumor, so doth Tobacco,

Loue still dries vpp the wanton humor so doth Tobacco, loue makes méfayle frō shore to shore

so doth Tobacco Tis fond loue often makes men poor so doth Tobacco, Loue makes men scorned

Coward feares so doth Tobacco Loue often sets men by the cares so doth Tobacco.

Tobaccoe, Tobaccoe  
 Sing sweetely for Tobaccoe,  
 Tobaccoe is like Loue,  
 O loue it,  
 For you see I haue proude it:

Captaine Humes



Souldiers March:

Counter



# Musical Humors.

The musical score consists of ten systems of staves. Each system typically includes a vocal line with lyrics and a lute line with tablature. Performance markings such as 'P' (piano) and 'f' (forte) are placed above the notes. The lyrics are written in a historical style, often using 'a' for 'a' and 'c' for 'c'. The final system includes the words 'VINTS' and 'T.H.'.

now play  
as you did  
before, vn  
all you  
come to  
the crosse

VINTS  
T.H.

# Captaine Humes

4



He Spir. of Gambo

Handwritten musical notation for the first system, including a treble clef, a key signature of one flat (B-flat), and a common time signature. The notation consists of a single staff with a series of notes and rests, with a large, ornate initial 'H' at the beginning.

Handwritten musical notation for the second system, continuing the piece with a treble clef and a common time signature. The notation includes various note values and rests.

Handwritten musical notation for the third system, continuing the piece with a treble clef and a common time signature. The notation includes various note values and rests.

Handwritten musical notation for the fourth system, continuing the piece with a treble clef and a common time signature. The notation includes various note values and rests.

Handwritten musical notation for the fifth system, continuing the piece with a treble clef and a common time signature. The notation includes various note values and rests.

5



My Mistrisse Familiar

Handwritten musical notation for the first system of the second piece, including a treble clef, a key signature of one flat (B-flat), and a common time signature. The notation consists of a single staff with a series of notes and rests, with a large, ornate initial 'M' at the beginning.

Handwritten musical notation for the second system of the second piece, continuing with a treble clef and a common time signature. The notation includes various note values and rests.

Handwritten musical notation for the third system of the second piece, continuing with a treble clef and a common time signature. The notation includes various note values and rests.

Handwritten musical notation for the fourth system of the second piece, continuing with a treble clef and a common time signature. The notation includes various note values and rests.

Handwritten musical notation for the fifth system of the second piece, continuing with a treble clef and a common time signature. The notation includes various note values and rests.

Musicall Humors.

First system of musical notation with rhythmic markings above the staff and letter-based notes below.



He Duke of Holstones Almayne.

Second system of musical notation with rhythmic markings above the staff and letter-based notes below.

Third system of musical notation with rhythmic markings above the staff and letter-based notes below.



Y Hope is decayed


Fourth system of musical notation with rhythmic markings above the staff and letter-based notes below.


Fifth system of musical notation with rhythmic markings above the staff and letter-based notes below.


Sixth system of musical notation with rhythmic markings above the staff and letter-based notes below.

Seventh system of musical notation with rhythmic markings above the staff and letter-based notes below.

# Captaine Humes


8  *duc (weete) Lone.*



9  *Emerry a day will come.*



10  *Arke, Härke*




Play nine letters with your finger

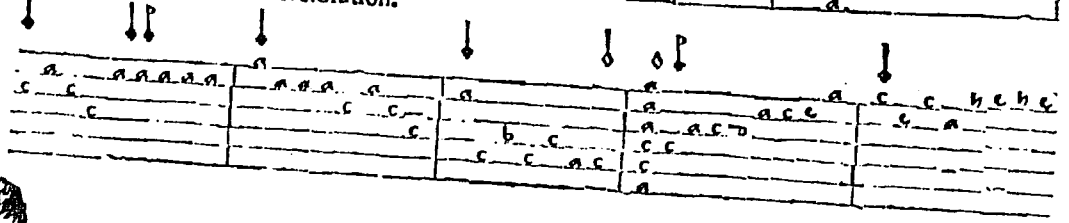

your finger as before

FINIS

T. H.

Drum this with the backe of your Bow.

11  *Souldiers R elolution.*



# Musical Humors.

The musical score is arranged in several systems, each with multiple staves. The notation is a form of shorthand using letters (a, c, h, b, f) and rhythmic symbols (vertical lines with flags) to represent notes and rests. The score includes the following parts and markings:

- Counter March**: A section in the middle of the score.
- The second part, the Cettill drum**: A section below the Counter March.
- Trumpets**: A section in the lower middle of the score.
- pelincl**: A marking above a section in the lower part of the score.
- March away**: A marking at the bottom of the score.
- FINIS**: A marking at the end of the score.
- F. H.**: A signature or initials at the bottom right.

# Captaine Humes

12



h f a d c a ac a

a a a a a a b e b a c d c c a

a a a c a a c e e a d a b c a

c c b c c c

Eth

c h f e c a c c a c a c f d c a c e h f

b a c c a c a a a a a a a a

c b a b c

a a c

Play this gallerlat after every straine.

c f e c c a c a h b e c a c c a

a a a a e c a f a e c a

b a c c

c

Play this as it stands

c c f e c a c a c a c a c a c a

a a a a a a a a a a a a a a

b a c c

c

c a c c f e h f e c a f e c a c a c a c a

a a a a a a a a a a a a a a

b a c c

c

a a c a c a c a c a c a c a c a c a c a

a a a a a a a a a a a a a a

b c a c c b c a a c

c c c c

c c f c a a c a c a c a a a h k h f c c a

a a a a a a a a a a a a a a

b a a b a c a e a c a b

c e c a c a e c

c a c c a c c a a a a a c a c a a b c a c d

a a a a b a b a a a e b a a a a a a f

a c a a a c a c e b a b a a a a f

a a a c a c a c c c c

c f c c a a c c a c a c a c a c a

a a a a a a a a a a a a a a


b a a b a a a a a a a a a a

a a a c a c a c c c c

FINIS

T. H.

Musical Humors.



Musical notation for the first system, including a treble clef, a 3/4 time signature, and notes with stems and beams. Above the staff are several downward-pointing arrows indicating accents or dynamics.

13

Ifc.

Musical notation for the second system, featuring a treble clef and notes with stems and beams. Downward-pointing arrows are placed above the staff.

Musical notation for the third system, featuring a treble clef and notes with stems and beams. Downward-pointing arrows are placed above the staff.

Musical notation for the fourth system, featuring a treble clef and notes with stems and beams. Downward-pointing arrows are placed above the staff.

Finis. T.H.



Musical notation for the fifth system, including a treble clef, notes with stems and beams, and downward-pointing arrows above the staff.

14

OOd againe!

Musical notation for the sixth system, featuring a treble clef and notes with stems and beams. Downward-pointing arrows are placed above the staff.

Musical notation for the seventh system, featuring a treble clef and notes with stems and beams. Downward-pointing arrows are placed above the staff.

Musical notation for the eighth system, featuring a treble clef and notes with stems and beams. Downward-pointing arrows are placed above the staff.

Musical notation for the ninth system, featuring a treble clef and notes with stems and beams. Downward-pointing arrows are placed above the staff.

# Captaine Humes

Musical staff system 1 with notes, rests, and dynamics like *pp* and *f*.

Musical staff system 2 with notes, rests, and dynamics like *f* and *mf*.

Musical staff system 3 with notes, rests, and dynamics like *mf* and *f*.

Musical staff system 4 with notes, rests, and dynamics like *pp* and *f*.

Musical staff system 5 with notes, rests, and dynamics like *f* and *mf*.

Musical staff system 6 with notes, rests, and dynamics like *pp* and *f*.

Musical staff system 7 with notes, rests, and dynamics like *pp* and *f*.

Musical staff system 8 with notes, rests, and dynamics like *pp* and *f*.

FINIS

T.H.

Three empty musical staves at the bottom of the page.




Musical Humors.



Polish Ayre.

Musical notation for the first piece, including a treble clef, a key signature of one flat, and a series of notes with rhythmic markings above. The piece concludes with the word 'FINIS' and the initials 'T. H.'.

15



Polish Vilanell

Musical notation for the second piece, featuring a treble clef, a key signature of one flat, and a series of notes with rhythmic markings. The piece concludes with 'FINIS' and 'T. H.'.

16



Polish Ayre.

Musical notation for the third piece, including a treble clef, a key signature of one flat, and a series of notes with rhythmic markings. The piece concludes with 'FINIS' and 'T. H.'.

17



Polish Ayre.

Musical notation for the fourth piece, featuring a treble clef, a key signature of one flat, and a series of notes with rhythmic markings. The piece concludes with 'FINIS' and 'T. H.'.

18

# Captaine Humes



Polish Ayre.

Handwritten musical notation for the first section, including a treble clef and various notes and rests.

Handwritten musical notation for the second section, including a treble clef and various notes and rests.

Finis T.H.



Polish Vilanel.

Handwritten musical notation for the third section, including a treble clef and various notes and rests.

Handwritten musical notation for the fourth section, including a treble clef and various notes and rests.

Handwritten musical notation for the fifth section, including a treble clef and various notes and rests.

Finis.

T.H.



Om and Mistresse Fine

Handwritten musical notation for the sixth section, including a treble clef and various notes and rests.

Handwritten musical notation for the seventh section, including a treble clef and various notes and rests.

Handwritten musical notation for the eighth section, including a treble clef and various notes and rests.

Handwritten musical notation for the ninth section, including a treble clef and various notes and rests.

FINIS

T.H.

Musicall Humors.



Inck:Idum Twinceldum

Musical notation for 'Inck:Idum Twinceldum' on page 22, featuring a treble clef, a key signature of one flat, and a melody with various note values and rests.

22

Musical notation for 'Peters Pleasure' on page 23, featuring a treble clef, a key signature of one flat, and a melody with various note values and rests.



Peters Pleasure.

23

Musical notation for 'Peters Pleasure' on page 23, continuing the melody with various note values and rests.

Musical notation for 'The second part of Peters' on page 24, featuring a treble clef, a key signature of one flat, and a melody with various note values and rests.



The second part of Peters.

24

Musical notation for 'The second part of Peters' on page 24, continuing the melody with various note values and rests.

# Captaine Humes

25



Question

Handwritten musical notation for the 'Question' section, featuring a treble clef and a single melodic line with various notes and rests.

Handwritten musical notation for the 'Question' section, including a bass line and a tenor line with notes and rests.

Finis

T.H.

26



N Aunfwere

Handwritten musical notation for the 'N Aunfwere' section, featuring a treble clef and a single melodic line with various notes and rests.

Handwritten musical notation for the 'N Aunfwere' section, including a bass line and a tenor line with notes and rests.

FINIS

T.H.

27



He New Cur.

Handwritten musical notation for the 'He New Cur.' section, featuring a treble clef and a single melodic line with various notes and rests.

# Musical Humors.

Musical notation with notes and rests on a staff. Above the staff are several downward-pointing arrows. The notes are labeled with letters: a, b, c.

Musical notation with notes and rests on a staff. Above the staff are several downward-pointing arrows. The notes are labeled with letters: a, b, c.

Musical notation with notes and rests on a staff. Above the staff are several downward-pointing arrows. The notes are labeled with letters: a, b, c. The word "Finis" is written below the staff.

Musical notation with notes and rests on a staff. Above the staff are several downward-pointing arrows. The notes are labeled with letters: a, b, c, d, e, f, g, h, k. A decorative square box containing the letter "N" is on the left. The word "Owl come," is written below the staff.

28

Musical notation with notes and rests on a staff. Above the staff are several downward-pointing arrows. The notes are labeled with letters: a, b, c, d, e, f, g, h, k.

Musical notation with notes and rests on a staff. Above the staff are several downward-pointing arrows. The notes are labeled with letters: a, b, c, d, e, f, g, h, k.

Musical notation with notes and rests on a staff. Above the staff are several downward-pointing arrows. The notes are labeled with letters: a, b, c, d, e, f, g, h, k. The word "FINIS" is written below the staff.

Musical notation with notes and rests on a staff. Above the staff are several downward-pointing arrows. The notes are labeled with letters: a, b, c, d, e, f, g, h, k. A decorative square box containing the letter "S" is on the left. The name "Ir Humphrey" is written below the staff.

29

Musical notation with notes and rests on a staff. Above the staff are several downward-pointing arrows. The notes are labeled with letters: a, b, c, d, e, f, g, h, k. The word "Finis, T.H." is written below the staff.

# Captaine Humes

30



Merry Concoite.

Handwritten musical notation for the first system, including a treble clef, a key signature of one flat, and a common time signature. The notation consists of a single melodic line with various note values and rests. Above the staff, there are several vertical lines with downward-pointing stems, likely indicating fingerings or breath marks. The lyrics 'Merry Concoite.' are written below the staff.

31



Y Mistresse hath a pritty thing.

Handwritten musical notation for the second system, including a treble clef, a key signature of one flat, and a common time signature. The notation consists of a single melodic line with various note values and rests. Above the staff, there are several vertical lines with downward-pointing stems, likely indicating fingerings or breath marks. The lyrics 'Y Mistresse hath a pritty thing.' are written below the staff. The notation is more complex than the first system, featuring many repeated notes and rests.

# Musical Humors.

Finis.  
T.H.

32

He loues it well.

Finis  
T.H.

It it in the middle

33

hehehehe

aaaa

cfhefeac

aaaa

Finis.  
T.H.

# Captaine Humes

34

**T** Ickell, Tickell

Handwritten musical notation for 'Ickell, Tickell' on five-line staves. The score includes a large decorative initial 'T' and various musical notations such as notes, rests, and accidentals. The piece concludes with the instruction 'Finis.' and 'T.H.'.

35

**R** Offiamond

Handwritten musical notation for 'Offiamond' on five-line staves. The score includes a large decorative initial 'R' and various musical notations. The piece concludes with the instruction 'Finis.' and 'T.H.'.

36


**L** Am Falling

Handwritten musical notation for 'Am Falling' on five-line staves. The score includes a large decorative initial 'L' and various musical notations. The piece concludes with the instruction 'Finis T.H.'.

Finis T.H.



Musical Humors.



Ickle me quickly

Musical notation for 'Ickle me quickly' on page 37, including a treble clef, a key signature of one flat, and various rhythmic markings above the staff.

37



Tuch me lightly

Musical notation for 'Tuch me lightly' on page 38, including a treble clef, a key signature of one flat, and various rhythmic markings above the staff.

38



Vke Iohn of Polland his Galiard

Musical notation for 'Vke Iohn of Polland his Galiard' on page 39, including a treble clef, a key signature of one flat, and various rhythmic markings above the staff.

39

# Captaine Humes

40



## Caroles Humor.

Musical notation for the first section, including a treble clef, a key signature of one flat, and various musical notations such as notes, rests, and dynamic markings like *f* and *fff*. The notation includes a series of rhythmic patterns and melodic lines.

Finis T.H.

41



## N English Frenchmau

Musical notation for the second section, including a treble clef, a key signature of one flat, and various musical notations such as notes, rests, and dynamic markings like *f*. The notation includes a series of rhythmic patterns and melodic lines.

FINIS

T.H



## Pavin

Musical notation for the third section, including a treble clef, a key signature of one flat, and various musical notations such as notes, rests, and dynamic markings like *f*. The notation includes a series of rhythmic patterns and melodic lines.

# Musical Humors.

The musical score consists of ten systems, each with two staves. The notation includes notes, rests, and dynamic markings such as *p*, *pp*, *f*, and *ff*. The notes are often decorated with slurs and accents. The systems are as follows:

- System 1: Notes include *c a c b a c a* and *c a b a c a*. Dynamic markings: *p*, *pp*, *f*.
- System 2: Notes include *c a c f e c a* and *a b c a c a*. Dynamic markings: *p*, *pp*, *f*.
- System 3: Notes include *a a c* and *a b a b b b a a*. Dynamic markings: *p*, *pp*, *f*.
- System 4: Notes include *c a c b a c a* and *a c a c a*. Dynamic markings: *p*, *pp*, *f*.
- System 5: Notes include *a b a* and *a b a c b a c c*. Dynamic markings: *p*, *pp*, *f*.
- System 6: Notes include *a a c a* and *a c c a*. Dynamic markings: *p*, *pp*, *f*.
- System 7: Notes include *a c a* and *a c c a*. Dynamic markings: *p*, *pp*, *f*.
- System 8: Notes include *a c a* and *a c c a*. Dynamic markings: *p*, *pp*, *f*.
- System 9: Notes include *a b a a* and *a b a c b a c c*. Dynamic markings: *p*, *pp*, *f*.
- System 10: Notes include *a b a a* and *a c b a c c*. Dynamic markings: *p*, *pp*, *f*. Includes the text "FINIS" and "T. B." at the end.

# Captaine Humes



Humorous Pauin

Musical notation for the first section of 'Captaine Humes'. It consists of three systems of three staves each. The notation includes rhythmic values (vertical lines with stems) and letter-based notes (a, b, c). Above the staves, there are various performance markings such as 'h', 'f', 'p', and 'p' with downward arrows. The first system begins with a large decorative initial 'A'. The second system ends with the word 'Finis' and the initials 'T.H.' written below the staff.

44



Pauin

Musical notation for the second section of 'Captaine Humes'. It consists of three systems of three staves each. The notation includes rhythmic values and letter-based notes (a, b, c). Above the staves, there are performance markings such as 'h', 'f', 'p', and 'p' with downward arrows. The first system begins with a large decorative initial 'A'. The second system ends with the word 'Finis' and the initials 'T.H.' written below the staff.

# Musical Humors.

The first system of musical notation consists of three staves. The top staff contains rhythmic markings (vertical lines with flags) and dynamic markings (p, f, p, p). The middle and bottom staves contain letter-based notation (a, b, c) and some numerical notation (1, 2, 3, 4). The notation is arranged in measures, with some notes having stems pointing downwards.

The second system of musical notation consists of three staves. It begins with a large, ornate initial letter 'A' on the left side. The notation continues with letter-based notation and dynamic markings (p, f, p, p). The word 'Pauin' is written below the first staff. The system concludes with the words 'FINIS' and 'T.H.' on the right side.

The third system of musical notation consists of three staves. It continues the letter-based notation and dynamic markings (p, f, p, p) from the previous systems. The notation is arranged in measures, with some notes having stems pointing downwards. The system concludes with a final measure containing the letter 'I' below the staff.



# Musical Humors.

First system of musical notation, featuring a treble clef and a key signature of one flat. The staff contains several measures of music with notes and rests. Above the staff, there are several vertical lines with downward-pointing arrows, likely indicating fingerings or accents. The notes are mostly quarter and eighth notes.

Second system of musical notation, continuing the piece. It includes a treble clef and a key signature of one flat. The word "FINIS" is written above the staff in the second measure. Below the staff, the initials "T.H." are visible. The notation includes notes and rests.

Third system of musical notation, featuring a treble clef and a key signature of one flat. A large, ornate initial letter "B" is positioned at the beginning of the staff, decorated with floral patterns. The word "Oues Farewell." is written below the staff. The notation includes notes and rests.

47

Fourth system of musical notation, featuring a treble clef and a key signature of one flat. The notation includes notes and rests, with several vertical lines and arrows above the staff.

Fifth system of musical notation, featuring a treble clef and a key signature of one flat. The notation includes notes and rests, with several vertical lines and arrows above the staff.

Sixth system of musical notation, featuring a treble clef and a key signature of one flat. The notation includes notes and rests, with several vertical lines and arrows above the staff.

Seventh system of musical notation, featuring a treble clef and a key signature of one flat. The notation includes notes and rests, with several vertical lines and arrows above the staff.

Eighth system of musical notation, featuring a treble clef and a key signature of one flat. The notation includes notes and rests, with several vertical lines and arrows above the staff.

Ninth system of musical notation, featuring a treble clef and a key signature of one flat. The word "FINIS" is written above the staff in the second measure. Below the staff, the initials "T.H." are visible. The notation includes notes and rests.

# Captaine Humes


48



## Soldiers Galiard

Musical notation for 'Soldiers Galiard', featuring a single system with a decorated initial 'A'. The notation includes rhythmic markings above the staff and notes on a five-line staff.

49




## Oues Galiard

Musical notation for 'Oues Galiard', featuring a single system with a decorated initial 'O'. The notation includes rhythmic markings above the staff and notes on a five-line staff.



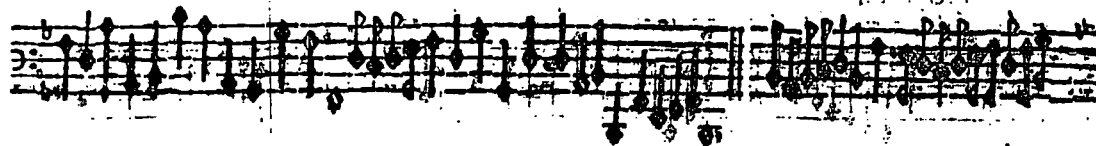


# Musical Humors.




Aptaine Humes Galliard.


50



# Captaine Humes

51.  Finis. T. H.


## Preludum.

52.  Finis. T. H.


## Toy.

53.  Finis. T. H.

## Aister Crafschis Almayne.


54.  Finis. T. H.

## Merty meeting.

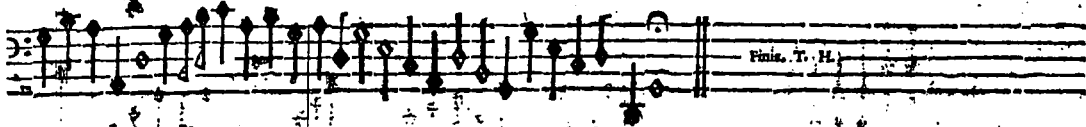
55.  Finis. T. H.

## Toy for a Gallant.


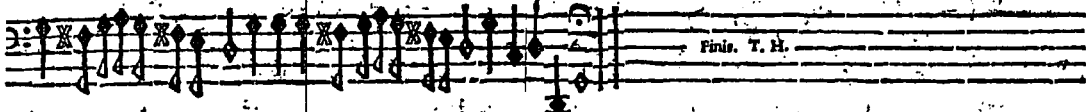
# Musical Humors.



The second part.



The third part.





Cauciwoes Humor.

K 2


# Captaine Humes





60. The 2. part.



61.



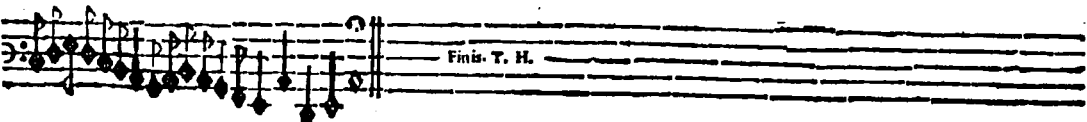
A French Ayre.



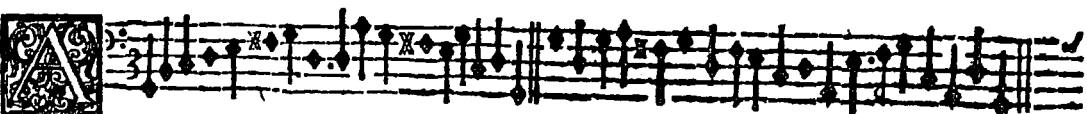
62.



Sa ala mod du' franec.



63.



French ligge.

Musical Humors.



Toy

63.

A Couragie.

64.



Souldiers Maske.

65.

He new Knights Humor.

66.



He Lord Beccus Almayne.

67.

# Captaine Humes


50.




Aptaine Humes Almayne.




70.




Galliard. 1.




17.



Galliard. 2.



71.



Galliard. 3.



Musical Humors.

Galliard. 4.

Galliard. 5.

Y Mistresse Almaine.

Quers Almayne.

# Captain Humes

77.



Galliard.

78



Meditation.

79.



Freemans Song



Musical Humors

**I** Am glad she is come. 80.

The 2<sup>d</sup> part. 81.

**C** Will you go to morrow Madam. 82.

**A** Almayne. 83.

**L** He Spirit of the Almayne. 84.

# Captaine Humes

Finis. T.H.

Finis. T.H.

85. A Pollifh Iigge.

Finis. T.H.



86

Marec Iigge.

Finis. T.H.



87

Iigge.

Finis. T.H.



88

Iigge.

Finis. T.H.

Musicall Humors

The musical score is divided into three distinct sections, each beginning with a large, ornate initial letter:

- Section 1:** Begins with a large decorative initial 'A'. It features a melody on a single staff with a bass line below. A dynamic marking 'ligge.' is present. The section concludes with a large decorative initial 'M'.
- Section 2:** Begins with a large decorative initial 'A'. It continues with a similar melodic structure. A dynamic marking 'ligge.' is present. The section concludes with a large decorative initial 'A'.
- Section 3:** Begins with a large decorative initial 'A'. The melody is characterized by a rhythmic pattern of eighth notes. A dynamic marking 'ligge.' is present. The section concludes with a large decorative initial 'A'.

Additional markings include 'Finis. T. H.' and 'The lowest string must be moved down'.

# Captaine Humes

92. He second part.

Finis  
T.H.

The lowest string must be tuned double  
tec la vi.

93. Y Mistrisse humor, when she hath.

Finis.  
T.H.

94. The second part.

Finis. T.H.

Musical Humors.



Musical notation for the first system, including a treble clef, a key signature of one flat, and a common time signature. The melody is written on a five-line staff with various notes and rests.

95

Eccus an Hungarian Lord his delight

Musical notation for the second system, continuing the melody from the first system.

Musical notation for the third system, featuring a series of repeated notes in the lower register.

Musical notation for the fourth system, continuing the melody.

The second part

96

Musical notation for the fifth system, continuing the melody.

Musical notation for the sixth system, continuing the melody.

Musical notation for the seventh system, continuing the melody.



Y Mistresse little thing

97

Musical notation for the eighth system, continuing the melody.

Titell in

98

Musical notation for the ninth system, continuing the melody.

N

# Captaine Humes

99



He Duke of Hollitones delight.

Handwritten musical notation for the first system, including a treble clef, a key signature of one flat, and a common time signature. The notation consists of a single melodic line with various note values and rests, accompanied by a series of rhythmic flags above the staff.

Handwritten musical notation for the second system, continuing the melody from the first system.

Handwritten musical notation for the third system, ending with the word "Finis" and the initials "T.H." written below the staff.

100



Touch me sweetely

Handwritten musical notation for the first system of the second piece, including a treble clef, a key signature of one flat, and a common time signature.

Handwritten musical notation for the second system of the second piece.

Handwritten musical notation for the third system of the second piece.

101

The second part.


Handwritten musical notation for the first system of the second part, including a treble clef, a key signature of one flat, and a common time signature.

Handwritten musical notation for the second system of the second part.

Handwritten musical notation for the third system of the second part, ending with the word "FINIS" and the initials "T.H." written below the staff.


Lessons for two Base Viols, with reports one from the other.

# Musical Humors.




Handwritten musical notation for the first system, featuring a large decorative initial 'H' and a staff with notes and clefs.


He Duke of Holstones delight.



Handwritten musical notation for the second system, including a staff with notes and clefs.




Handwritten musical notation for the third system, including a staff with notes and clefs.




Handwritten musical notation for the fourth system, featuring a large decorative initial 'T' and a staff with notes and clefs.

Ouch me sweetly.



Handwritten musical notation for the fifth system, including a staff with notes and clefs.




Handwritten musical notation for the sixth system, including a staff with notes and clefs.

The second part



Handwritten musical notation for the seventh system, including a staff with notes and clefs.




Handwritten musical notation for the eighth system, including a staff with notes and clefs.

Lesson for two Base Violes, with reports one from the other.

# Captaine Humes

102



Musical notation for the first system, including a treble clef, a key signature of one flat, and a common time signature. The melody is written on a five-line staff with various note values and rests.

Oucs Pashion.

103



Musical notation for the second system, continuing the melody from the previous system.

Oucs Pastime

104



Musical notation for the third system, continuing the melody.

Snatch and away

105



Musical notation for the fourth system, continuing the melody.

His sport is ended

Musical notation for the fifth system, concluding the piece with a final cadence.

Finis


T.H.

FINIS

T.H.



# Musical Humors.



Am Melancholy

Handwritten musical notation for 'Musical Humors' in Am Melancholy. The score consists of multiple systems of staves, each with a treble clef and a key signature of one flat (B-flat). The notation includes various rhythmic values (quarter, eighth, and sixteenth notes) and rests, with some notes marked with 'p' for piano. The melody is written in a single line on a five-line staff. The piece concludes with the word 'Finit' and a double bar line.



A Lesson for two Lectro Violas,  
The Bandora etc.

Play Fall time

The Spirit of Music



Musical Humors.

# Captaine Humes

Play Fast time

Ecce thoughts reuiued

**D**

Treble Primus.

A Lesson for the Leera Viole, with two Treble Violes, or two Bases with one Treble, tuned as the Bandora.

Treble Secundus

108

**D**

Ecce thoughts reuiued

play Fast time

FLAYS

T.H



# Captaine Humes

Musical score for 'Captaine Humes'. It consists of three systems of staves. The first system has a treble clef and a key signature of one flat (B-flat). The second system has a bass clef. The third system has a treble clef and is labeled 'Ligge for Ladies.' at the end. The score includes various musical notations such as notes, rests, and fingerings. A large, ornate initial 'V' is present at the end of the third system.

## A Lesson for three Violes, tuned as before.

### Treble

109

Musical score for 'A Lesson for three Violes'. It consists of three systems of staves. The first system has a treble clef and a key signature of one flat (B-flat). The second system has a bass clef. The third system has a treble clef and is labeled 'Ligge for Ladies.' at the end. The score includes various musical notations such as notes, rests, and fingerings. A large, ornate initial 'A' is present at the beginning of the first system. The score concludes with the word 'Fina' and the initials 'T.H.'.

Musical Humors



Musical notation on a single staff with various notes and rests.

He Second part of Rosamond

Three staves of musical notation, likely representing different instruments or voices.

Treble Primus

Multiple staves of musical notation for the Treble Primus part, including a decorative initial 'A'.

Figge for Ladies







Musicall Humors.



Ain would I chage that note to which soe lone hath charmd me,

707

712

long, loing to sing by roate, fancying that that harmde me yet when this thought doth come

Loue is the perfect summe of all delight; I haue no other choice either for pen or voyce, to sing or write;

You must play one (straine with your fingers, the other with your Bow, and so continue to the end.

Finis. T.H.

O Loue they wrong thee much,  
 That say thy sweete is bitter.  
 When thy ripe fruit is such,  
 As nothing can be sweeter,  
 Faire house of ioy and blisse,  
 Where truest pleasure is,  
 I doe adore thee:  
 I know thee what thou art,  
 I serue thee with my hart,  
 And fall before thee.

# Captaine Humes

113



Har greater grieffe then no reliefe in deepest woe

death is no friend that will not end such harts sorrow helpe I do crie, no helpe is nie, but winde


and sayre which to and fro do tosse & blow all to dispayre sith then dispaire I must yet may not

dye no man vnhapier liues on earth then I.

Tis I that feele the scornfull heele of dismall hate,  
 My gaine is lost, my losse deere cost repentance late  
 So I must mone be monde of none O bitter gal,  
 Death be my friend with speed to end and quier all  
 But if thou linger in dispaire to leaue me,  
 He kill dispaire with hope and so deceiue thee

# Muscall Humors.

The Imitation of Church Musicke, singing to the Organes, but here you must use the Viole de Gambo for the Organe, playing the burthen strongly with the Bow, singing lowde, your Prelidiums and verses are to be plaide with your fingers, singing thereto not ouer lowde, your Boweuer in your hand.



**A** La poore men, why sitte you to lue long  
 to hau emore time & space to suffer wrong, O wrong  
 Our birth is blind and creeping, our life all woe and weeping Our death all paine  
 and terror birth, life, death, what all but error, Alas poore men  
 O world nurse of desires, Foitresse of vaine attires  
 What reaso canst thou tender why man should hold thee tender. Alas poore men

The musical score consists of a single melodic line with a lute tablature below it. The tablature uses letters a, b, c, d, e, f, g to represent fret positions on the strings. The lyrics are written below the staff, and the piece concludes with a double bar line.

# Captaine Humes

Thou pinst the pale cheekt Mufes and Souldier,

that refuses no woundes for countries safetic, he onely thrives thats craftie. Alas poore men

On crutches vertue halts vertue halts haltes vertue haltes,


Whilft men most great in faultes, in faultes, most great in faultes suffers best worth distrest

suffers best worth distrest with empty pride opprest with empty pride with emptic pridewith,


emptie pride opprest opprest. Alas poore men.

The score consists of a vocal line and a lute line. The vocal line is written on a single staff with a treble clef and a key signature of one flat (B-flat). The lute line is written on a six-line staff with a bass clef and a key signature of one flat. The lyrics are written below the vocal line. The music is in a common time signature (C). The score is divided into several systems, each containing a vocal line and a lute line. The lyrics are: 'Thou pinst the pale cheekt Mufes and Souldier,' 'that refuses no woundes for countries safetic, he onely thrives thats craftie. Alas poore men', 'On crutches vertue halts vertue halts haltes vertue haltes,', 'Whilft men most great in faultes, in faultes, most great in faultes suffers best worth distrest', 'suffers best worth distrest with empty pride opprest with empty pride with emptic pridewith,', and 'emptie pride opprest opprest. Alas poore men.' There are some markings like 'Alas' written in the lute line.


Musicall Humors.





O vertue yet at length rouze thy diuiner strength & make no musicke more ho, musicke more car



fade stare thus deplore thus deplore Then las poore men why



Aptaine Humes Lamentations.



# Captaine Humes

This musical score is for the piece "Captaine Humes". It is written for a guitar and includes a melody line and a guitar accompaniment with tablature. The score is organized into four systems, each consisting of three staves. The first staff in each system contains the melody, the second staff contains the guitar accompaniment with tablature, and the third staff contains the guitar accompaniment with standard notation. The music is in a 3/4 time signature and features a mix of eighth and sixteenth notes. The tablature uses letters (a, b, c) to indicate fret positions on the strings. The score concludes with a double bar line and repeat signs.

# Musical Humors

The musical score is organized into 12 systems. Each system contains a piano part (top two staves) and a tuba part (bottom staff). The piano part is marked with a piano dynamic (P) and features a complex, rhythmic melody with many sixteenth and thirty-second notes. The tuba part is marked with 'T.H.' and consists of a single melodic line with various articulations. The score is written in a key with one flat and a 2/4 time signature. The piano part is marked 'P' and the tuba part is marked 'T.H.'.

